



TXGS RANGE

The ultimate multi-purpose compact tractor, powerful and versatile, this reliable workhorse is capable of running a wide range of implements to suit your needs.



QUALITY THAT'S BUILT TO LAST

WWW.ISEKI.CO.UK

ULTIMATE MULTI-PURPOSE TRACTOR

The ultimate multi-purpose compact tractor perfect for a huge range of jobs in so many different applications, from homeowner or landscaper, to equestrian or sports turf maintenance.

Powerful 23hp engine with a lift capacity of 540kg allows this reliable workhorse to be extremely versatile. Whether working with the loader, mowing the grass, or operating a huge range of implements, the uses for the TXGS24 compact tractor are limitless.




Compact Dimensions

The compact size of the TXGS24 at only 2.57m long and 1.19m wide, before adding any attachments, enables the tractor to be incredibly manoeuvrable and easy to drive. Along with foldable ROPS the TXGS24 can easily be stored in a garage, shed or small container.

Don't be fooled by its size though, it is a robust tractor that can take a front loader or back hoe plus numerous other implements making it invaluable for any owner.



POWERFUL



The high torque, powerful and reliable 23hp, 1123cc 3 cylinder diesel engine tackles even the toughest jobs with ease. Its low revving engine at 2,400rpm avoids undue wear and tear on the engine, plus a quieter operating experience.

LIGHT FOOTPRINT



Avoid damage to turf whether its artificial or natural with the TXGS24 low total weight and low ground pressure, ideal for fine lawns or sports turf.

FOLDABLE ROPS



For easy access into your garage, barn or other storage facility, the ROPS can be folded down so you can drive it straight in.

CATEGORY 1 3-POINT HITCH




Robust enough to take a variety of implements via a Cat 1 3-point hitch, the controls located to the right-hand side of the seat for ease of operation, the TXGS24 can run a wide variety of implements for a truly versatile machine.

The model comes with 3 auxiliary valves as standard, an additional hydraulic hose coupling kit is available to allow full use of the three valves when operating rear mounted implements.

TWO PEDAL HYDROSTAT

Side by side, forward/reverse pedals enable easy directional changes for safe operation.



MOWER DECKS

Drive over mid mount mower decks allow easy attachment and detachment with rear, side or mulching discharge. Made from heavy duty steel for a hardwearing long-lasting deck. High ground clearance of 150mm when the deck is lifted so you can easily negotiate over uneven terrain and up kerbs.




INDEPENDENT DECK LIFT

For full flexibility whilst operating the tractor, the independent deck lift allows the deck to be raised and lowered separately to the rear 3 point linkage.



DEPENDABLE SHAFT DRIVE

Dependable shaft drive decks deliver power smoothly from the mid-PTO to the mower deck for optimum performance in a range of conditions.



MOWER DECK OPTIONS

MOWER DECK	SMM54	SSM54	SSM60	SRM54	SRM48
NO. OF BLADES	3	3	3	3	3
DISCHARGE	Mulch	Side	Side	Rear	Rear
CUTTING WIDTH	54"	54"	60"	54"	48"
CUTTING HEIGHT	30mm - 120mm	30mm - 120mm	30mm - 120mm	35mm - 120mm	30mm - 120mm
ADJUSTMENT	7 stages by pin	7 stages by pin	7 stages by pin	7 stages by pin	7 stages by pin
WEIGHT	233kg	233kg	278kg	244kg	171kg

HEIGHT OF CUT ADJUSTMENT

The height of cut can be adjusted from the operators platform for easy change whilst remaining seated.





COLLECTOR

Available in low or high tip for use in conjunction with the side discharge decks. Large capacity collectors that carry up to 550litres (low tip) or 600 litres (high tip) for increased productivity.

FRONT LINKAGE

To provide further versatility an optional front linkage with A Frame and front PTO can be fitted to allow implements like a snow plough or brush to be utilised.

FRONT LOADER

Perfect for moving around bulk loads of materials the front loader is carefully manufactured to offer great visibility when in use. Available implements include a standard bucket, multipurpose bucket with grab, twin bale spikes and pallet forks.



Loader joystick falls easily to hand enabling full control of the loader and its implements whilst also operating the tractor at the same time.

ROAD HOMOLOGATION

Road lighting, left and right rear-view mirrors and trailer socket for road homologation are standard on all models for safe and legal highway use.



BALANCE WITH HEAVY IMPLEMENTS

When working with heavy implements on the rear linkage, weights can be added at the front to ensure the tractor is still perfectly balanced.

TYRE OPTIONS TO SUIT USE

Depending on where you are using the TXGS24 will determine the tyres you require, ensuring you get the best use from your tractor.

You can choose turf tyres to create minimal damage to grass, semi agricultural tyres for maximum traction when using the machine through difficult or uneven terrain, or alternatively you can have the multipurpose bar type industrial tyres; the perfect combination.



EASY ACCESS

Flat floor operators platform offers plenty of foot space for the driver with easy access on and off the machine.


TRANSMISSION

The Hydrostatic transmission with auto throttle helps to save fuel for economical use. Simple operation with three ranges available to suit work demands along with 4WD and diff lock.




SIMPLE ACCESS

Daily checks can be made without raising the bonnet. For routine maintenance and servicing the forward tilting bonnet allows easy access to all engine components including air filter, fly screen and radiator.



OPERATOR CONTROLS



Clearly and simply laid out within easy reach of the operator when seated for an ergonomic working position.

For enhanced safe use of the tractor all controls are colour coded;
Orange = Motion,
Yellow = PTO
and **Grey = Hydraulic.**

EASY READ DASHBOARD



Easy to read electronically operated dashboard with rev counter, fuel gauge, PTO controls and light switches.

OPERATOR COMFORT



Operator comfort comes as standard with the fully adjustable seat and steering wheel.

The heavy duty vibration reducing flooring reduces operator fatigue allowing use of the machine for extended periods of time.

TXGS Range - Technical Specifications

MODEL	TXGS24
POWER	
Type	Diesel indirect injection, overhead valve
Displacement	1123cc
No of cylinders	3
Power	16.8kW (23hp)
Fuel Capacity	25ltr (5.49gal)
Rated engine speed	2600rpm

TRANSMISSION	
Type	Hydrostatic
Main clutch	F2 / R2
No of speeds	2
Cruise Control	Standard
Driven Wheels	4WD

BRAKES	
Type	Wet Discs

TYRES	
Type	Ag, Turf or Ind
Front	18x8.5-10 (Ag) 18x8.5-10 (Turf) 18x8.5-10 (Ind)
Rear	25x12-12 (Ag) 25x12-12 (Turf) 25x12-12 (Ind)

PTO	
Rear PTO	1 Speed 540 @ 2532rpm
Rear PTO Shaft	35mm 6 spline
Mid PTO	1 Speed 2000 @ 2476rpm
Mid PTO Shaft	25.4mm 15 spline

HYDRAULICS	
Lift Capacity	540kg at ball ends
Pump Capacity ltr/m	24
Position Control	Standard
Rear linkage type	Category 1

ROPS	
Type	Rear foldable
Height when folded	1.67M

DIMENSIONS	
Length	2.57m
Width	1.19m
Height	2.34m
Weight (with operator)	790kg
Ground clearance	155mm

MOWER DECK	SMM54	SSM54	SSM60	SRM54	SRM48
No of Blades	3	3	3	3	3
Discharge	Mulch	Side	Side	Rear	Rear
Cutting Width	54"	54"	60"	54"	48"
Cutting Height	30 - 120mm	30 - 120mm	30 - 120mm	35 - 120mm	30 - 120mm
Adjustments	7 stages by pin	7 stages by pin	7 stages by pin	7 stages by pin	7 stages by pin
Weight	233kg	233kg	278kg	244kg	171kg

Actual operating power output may vary due to conditions of specific use. NOTE: Specifications, while correct at time of printing, may change without notice.



TXGS RANGE

Don't just take our word for it.

Try an ISEKI mower for yourself and book a demonstration with your local dealer.

**Contact us today
01473 599266**



QUALITY THAT'S BUILT TO LAST

WWW.ISEKI.CO.UK

